



Summary Crime Data Report

The attached report details data reported by your agency to DCJS through the New York State Crime Reporting program.Data submitted by Incident Based Reporting (IBR) agencies are converted to the Federal Crime Reporting Program's summary format.

Table of Contents:

Section 1 Reported Part I Offenses
Section 2 Reported Part II Offenses
Section 3 Domestic Violence Victim Data
Section 4 Reported Homicide Detail
Section 5 Reported Arrests (18+)
Section 6 Reported Arrests (Under 18)
Section 7 Reported Hate Crime Detail
Section 8 Reported Juvenile (Under 16) Arrests by Age
Section 9 Reported Juvenile Dispositions(Under 16)

Data reported to DCJS through the Crime Reporting Program are routinely requested by policymakers, practitioners, members of the media, the general public, as well as reported annually to the FBI. DCJS encourages your agency to review the data submitted year-to-date to ensure their accuracy and report back any discrepancies so that we may work with you to correct them. If you have questions or concerns regarding your agency's data, please contact the DCJS Crime Reporting Unit at infonysucr@dcjs.ny.gov . This report, which can be generated for prior years, is available on the Integrated Justice Portal (IJPortal).To access: select Resources-->Reporting Services --> Reports for External Customers --> UCR_Summary_Crime_Data.

FOR LAW ENFORCEMENT PURPOSES ONLY, NOT FOR PUBLIC DISSEMINATION

Section 1 - Reported Part I Offenses

Part I Offenses	Jan	Feb	Mar	Apr	May	Jun	Jul	Aug	Sep	Oct	Nov	Dec	Total
Murder	0	0	0	1	0	0	0	0	0	0	1	0	2
Negligent Manslaughter	0	0	0	0	0	0	0	0	0	0	0	0	0
Rape	2	1	2	1	1	0	3	1	3	0	1	0	15
Handgun	0	0	0	0	1	0	0	0	0	0	0	0	1
Other Firearm	0	0	0	0	0	0	0	0	0	0	0	0	0
Other Weapon	0	0	0	0	0	0	0	0	0	0	0	0	0
Fear	2	0	1	0	0	0	0	1	2	0	0	0	6
Robbery	2	4	5	5	8	5	4	6	4	13	9	10	75
Handgun	0	0	0	1	1	2	0	1	2	0	3	1	11
Other Firearm	0	1	0	0	0	0	0	0	0	0	0	0	1
Knife/Cutting Instrument	0	0	1	0	0	0	0	0	0	0	0	2	3
Other Dangerous Weapon	0	0	0	0	1	0	0	1	1	2	1	0	6
Strong Arm	2	3	4	4	6	3	4	4	1	11	5	7	54
Aggravated Assault	7	3	11	5	6	9	15	7	7	9	6	14	99
Handgun	0	0	0	0	0	0	0	1	1	0	0	5	7
Other Firearm	0	0	1	1	0	0	1	0	0	0	0	0	3
Knife/Cutting Instrument	1	0	4	3	5	4	6	4	5	6	2	5	45
Other Dangerous Weapon	3	3	0	1	0	3	3	2	0	1	0	3	19
Strong Arm	3	0	6	0	1	2	5	0	1	2	4	1	25
Burglary	18	13	14	20	28	20	29	27	24	33	25	23	274
Larceny	157	110	150	126	171	160	168	208	195	190	192	198	2,025
Motor Vehicle Theft	5	5	8	5	7	4	10	5	10	7	5	6	77



Section 2 - Reported Part II Offenses

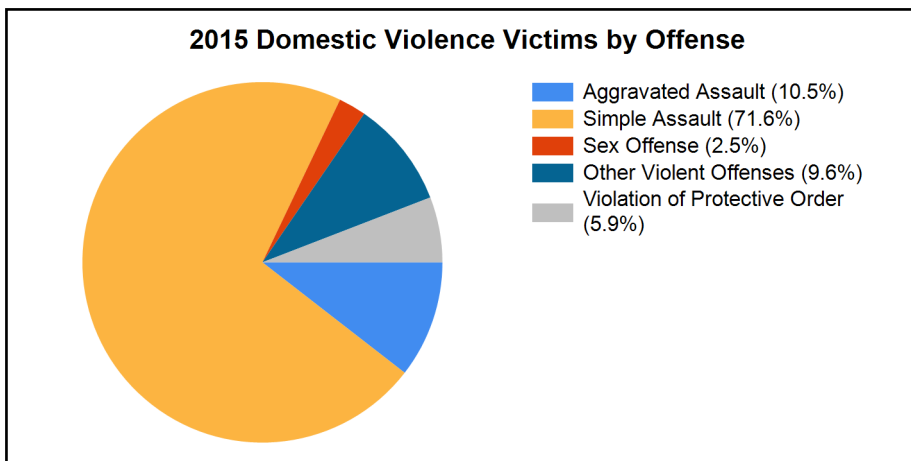
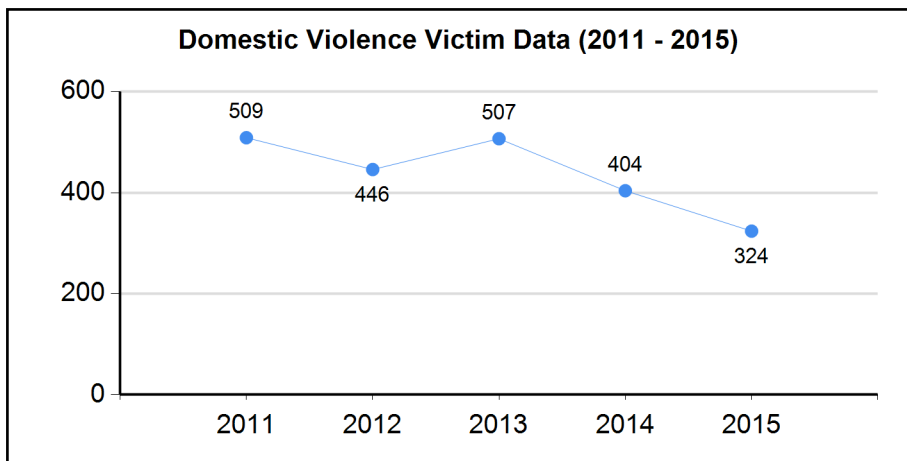
Part II Offenses	Jan	Feb	Mar	Apr	May	Jun	Jul	Aug	Sep	Oct	Nov	Dec	Total
Arson	0	0	0	1	0	1	2	0	1	1	0	0	6
Kidnappings	0	1	1	1	1	1	4	3	0	1	1	0	14
Controlled Substance Sale	1	0	0	0	1	2	2	0	0	1	2	0	9
Controlled Substance Possession	89	55	102	77	79	81	97	65	58	65	75	87	930
Dangerous Weapons	2	2	6	4	2	2	4	2	4	1	3	2	34
Handgun	0	0	1	1	0	0	0	1	1	0	0	0	4
Other Firearms	0	0	0	0	0	0	0	0	0	0	1	0	1
Explosives	0	0	0	0	0	0	0	0	0	0	0	0	0
Other Weapons	2	2	5	3	2	2	4	1	3	1	2	2	29
Bribery	0	0	0	8	0	0	0	0	0	0	0	0	8
Sex Offenses	2	2	4	8	4	7	6	4	6	5	3	0	51
Extortion	0	0	0	0	0	0	0	0	0	0	0	0	0
Forgery & Counterfeiting	3	3	4	4	4	3	2	4	6	8	9	4	54
Prostitution	0	7	0	1	1	3	3	1	1	5	2	0	24
Patronizing Prostitutes	0	0	0	1	0	0	0	0	0	0	0	0	1
Stolen Property Possession	12	6	10	5	6	14	13	8	10	14	11	8	117
Coercion	0	0	0	0	0	0	0	0	1	1	0	0	2
Criminal Mischief	41	24	32	30	41	40	54	48	40	46	41	48	485
Fraud	41	19	24	31	37	27	34	24	19	36	26	25	343
Gambling	0	0	0	0	0	0	0	0	0	0	0	0	0
Offenses Against Public Order	0	0	0	0	0	0	1	0	0	0	0	0	1
Embezzlement	0	0	0	0	0	0	0	0	0	0	0	0	0
Simple Assault	28	33	37	44	38	46	37	52	55	45	34	40	489
Offenses Against Family	0	1	0	0	0	0	1	0	0	0	1	0	3
Driving Under Influence	22	18	19	29	23	14	15	17	19	14	19	15	224
Alcohol	18	18	19	29	23	12	13	16	17	14	18	13	210
Drugs	4	0	0	0	0	2	2	1	2	0	1	2	14
Unauthorized Use of Vehicle	0	1	3	0	1	0	0	0	1	3	0	2	11
Possession of Burglary Tools	1	0	1	0	0	1	1	1	0	1	1	1	8
Liquor Law Violations	0	0	0	1	0	0	0	0	0	0	0	0	1
Disorderly Conduct	2	1	4	5	4	3	7	2	4	4	2	3	41
Public Intoxication	0	0	0	0	0	0	0	0	0	0	0	0	0
Loitering	0	0	0	0	0	0	0	0	0	0	0	0	0
All Other Offenses	102	86	113	119	91	102	150	114	94	105	109	105	1,290



Section 3 - Domestic Violence Victim Data Annualized

	Legal Spouse (Female Victim)	Legal Spouse (Male Victim)	Child by Parent	Parent by Child	Other Family Relationship	Intimate Partner Female Victim	Intimate Partner Male Victim	Total
Aggravated Assault	3	2	1	3	14	7	4	34
Simple Assault	26	3	12	15	85	68	23	232
Sex Offense	0	0	1	0	7	0	0	8
Other Violent Offenses (See Below)	1	0	11	1	10	6	2	31
Violation of Protective Order	2	0	1	1	7	6	2	19
Total	32	5	26	20	123	87	31	324

**** Other Violent Offenses:** Only includes the UCR Offense Categories of Murder, Coercion, Kidnapping, and Endangering the Welfare of a Child.





Section 4 - Reported Homicide Detail

Incident Number	Victim Demographics			Offender Demographics			Relationship	Circumstance	Weapon
	Age	Race	Ethnicity	Age	Race	Ethnicity			
15-517260	63	White	Not Hispanic	58	White	Not Hispanic	Intimate Partner	Other Argument	Hands, Fist, Etc
15-549170	56	White	Not Hispanic	47	Black	Not Hispanic	Intimate Partner	Other Argument	Blunt Instrument



Section 7 - Reported Hate Crime Detail

Incident Number	Incident Date	Bias Type	UCR Offense	Victim Demographics				Offender Demographics			
				Age	Sex	Race	Ethnicity	Age	Sex	Race	Ethnicity
15-527713	07/01/2015	Anti-Black	Simple Assault	26	M	Black	Not Hispanic	999	U	Unknown	Unknown



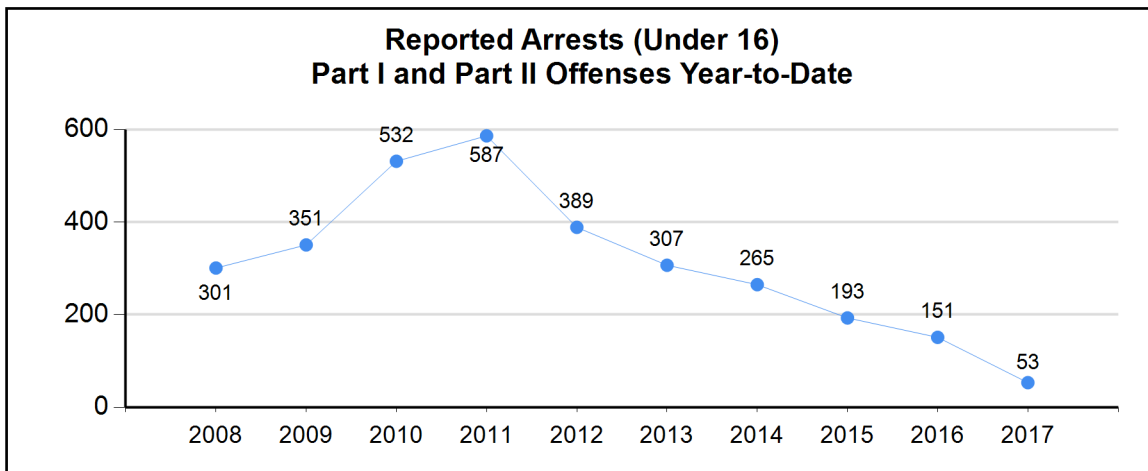
Section 8 - Juvenile Arrests

Reported Arrests of Juveniles (Under 16)

This page presents annual arrest data for juveniles under 16 submitted by your agency to DCJS in the UCR summary format. As defined by the Federal Crime Reporting Program, a juvenile arrest includes any law enforcement contact with a juvenile for a crime that would have resulted in an arrest if the juvenile were an adult. If you have questions about how to report arrests of persons under 16, please review the reporting procedures available on the DCJS website: http://www.criminaljustice.ny.gov/crimnet/ojsa/crimreporting/ucr.htm#ucrforms. Note: while the federal definition of a juvenile is any person under age 18, the New York State definition of a juvenile is any person under age 16.

Arrests by Age

Table with 11 columns (Age, 2008-2017) and 6 rows (<10, 10 to 12, 13, 14, 15, Total). Total arrests: 301 (2008), 351 (2009), 532 (2010), 587 (2011), 389 (2012), 307 (2013), 265 (2014), 193 (2015), 151 (2016), 53 (2017).



Section 9 - Juvenile Dispositions
Reported Dispositions of Juvenile Arrests (Under 16)

This page presents annual disposition counts for those juvenile arrests reported by your agency to DCJS through the Federal Crime Reporting Program. A juvenile arrest is defined by the Federal Crime Reporting Program as any law enforcement contact with a juvenile for a crime that would have resulted in an arrest if the juvenile were an adult. Due to the differences in how juvenile and adult arrests are handled, the UCR program collects data on juvenile arrest dispositions to capture the initial referral that occurs after a juvenile is taken into custody for committing an offense.

Handled Within Department – Includes instances where police take a juvenile into custody or arrest them for committing a crime but make no referral to juvenile court and do not file formal charges. The juvenile is most likely released to parents or other relatives.

Referred to Juvenile Court or Probation Department – Includes instances where a juvenile is arrested and referred to the probation department or other agency working within the jurisdiction of the juvenile court.

Referred to Community-Based Organization – Includes instances where a juvenile is referred to a community-based organization, either public or private, rather than to juvenile court or the probation department and no formal charges are filed.

Referred to other Police Agency – Includes instances where a juvenile is arrested by a department at the request of another law enforcement agency, as well as instances where a juvenile who committed crimes in one jurisdiction but resides in another, and is turned over for handling in their home jurisdiction.

Referred to Adult Criminal Court – Instances where a juvenile is formally charged and sent to criminal or adult court.

Dispositions of Juveniles Under 16*

Disposition	2013	2014	2015	2016	2017
Handled in Department	36	48	54	29	18
Referred to Juv Court or Probation	245	216	139	110	35
Referred to Community Based Organization	0	0	0	0	0
Referred of Other Police Dept.	0	0	0	0	0
Referred to Adult Criminal Court	1	1	0	1	0
Total	282	265	193	140	53

*Note: Current year figures are based on UCR data submitted as of report run date