

---

## Summary Crime Data Report

The attached report details data reported by your agency to DCJS through the New York State Crime Reporting program. Data submitted by Incident Based Reporting (IBR) agencies are converted to the Federal Crime Reporting Program's summary format.

### Table of Contents:

Section 1	Reported Part I Offenses
Section 2	Reported Part II Offenses
Section 3	Domestic Violence Victim Data
Section 4	Reported Homicide Detail
Section 5	Reported Arrests (18+)
Section 6	Reported Arrests (Under 18)
Section 7	Reported Hate Crime Detail
Section 8	Reported Juvenile (Under 16) Arrests by Age
Section 9	Reported Juvenile Dispositions(Under 16)

Data reported to DCJS through the Crime Reporting Program are routinely requested by policymakers, practitioners, members of the media, the general public, as well as reported annually to the FBI. DCJS encourages your agency to review the data submitted year-to-date to ensure their accuracy and report back any discrepancies so that we may work with you to correct them. If you have questions or concerns regarding your agency's data, please contact the DCJS Crime Reporting Unit at [infonysucr@dcjs.ny.gov](mailto:infonysucr@dcjs.ny.gov). This report, which can be generated for prior years, is available on the Integrated Justice Portal (IJPortal). To access: select Resources-->Reporting Services --> Reports for External Customers --> UCR\_Summary\_Crime\_Data.

**FOR LAW ENFORCEMENT PURPOSES ONLY, NOT FOR PUBLIC DISSEMINATION**



**Section 1 - Reported Part I Offenses**

<b>Part I Offenses</b>	<b>Jan</b>	<b>Feb</b>	<b>Mar</b>	<b>Apr</b>	<b>May</b>	<b>Jun</b>	<b>Jul</b>	<b>Aug</b>	<b>Sep</b>	<b>Oct</b>	<b>Nov</b>	<b>Dec</b>	<b>Total</b>
<b>Murder</b>	0	0	0	0	0	0	0	0	2	0	0	0	2
<b>Negligent Manslaughter</b>	0	0	0	0	0	0	0	0	0	0	0	0	0
<b>Rape</b>	2	0	1	1	5	3	1	3	3	2	0	1	22
Handgun	0	0	0	0	0	0	0	0	0	0	0	0	0
Other Firearm	0	0	0	0	0	0	0	0	0	0	0	0	0
Other Weapon	1	0	0	0	0	0	0	0	0	0	0	0	1
Fear	1	0	1	0	4	1	0	2	2	1	0	1	13
<b>Robbery</b>	5	4	6	6	2	4	7	7	13	4	5	5	68
Handgun	2	3	2	2	0	1	2	2	9	2	1	2	28
Other Firearm	0	0	1	0	0	0	0	0	0	0	0	0	1
Knife/Cutting Instrument	0	0	0	0	0	1	1	2	0	0	0	1	5
Other Dangerous Weapon	0	0	0	0	0	0	0	0	1	0	0	0	1
Strong Arm	3	1	3	4	2	2	4	3	3	2	4	2	33
<b>Aggravated Assault</b>	7	5	10	8	7	6	5	14	9	9	6	3	89
Handgun	2	1	1	2	2	2	1	1	0	1	0	0	13
Other Firearm	0	0	0	0	0	0	1	1	1	0	0	0	3
Knife/Cutting Instrument	0	1	5	0	2	1	1	9	3	3	3	1	29
Other Dangerous Weapon	1	2	3	2	2	1	2	1	2	2	2	0	20
Strong Arm	4	1	1	4	1	2	0	2	3	3	1	2	24
<b>Burglary</b>	18	19	20	18	16	32	34	30	26	29	18	20	280
<b>Larceny</b>	165	156	152	165	151	176	217	201	192	179	176	198	2,128
<b>Motor Vehicle Theft</b>	15	8	8	11	8	7	8	5	8	11	19	7	115



**Section 2 - Reported Part II Offenses**

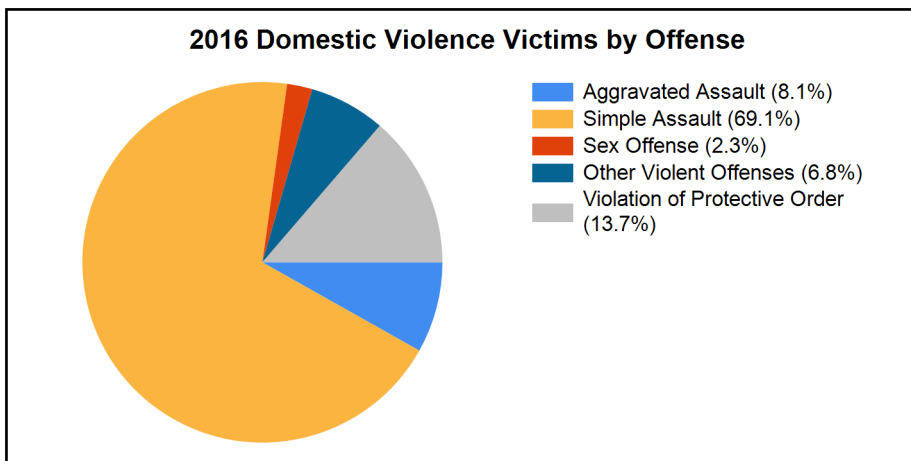
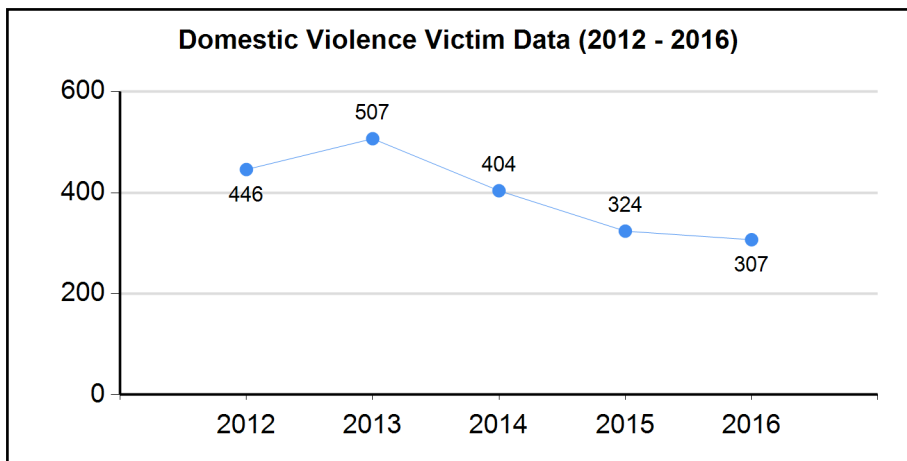
<b>Part II Offenses</b>	<b>Jan</b>	<b>Feb</b>	<b>Mar</b>	<b>Apr</b>	<b>May</b>	<b>Jun</b>	<b>Jul</b>	<b>Aug</b>	<b>Sep</b>	<b>Oct</b>	<b>Nov</b>	<b>Dec</b>	<b>Total</b>
<b>Arson</b>	0	0	1	0	1	0	1	0	0	1	0	0	4
<b>Kidnappings</b>	0	0	2	0	0	2	0	1	0	0	0	0	5
<b>Controlled Substance Sale</b>	0	0	1	1	1	0	4	2	2	0	0	0	11
<b>Controlled Substance Possession</b>	85	115	90	88	72	53	66	56	61	61	79	56	882
<b>Dangerous Weapons</b>	4	3	1	1	3	1	1	3	3	3	2	1	26
Handgun	0	0	0	0	0	0	1	0	0	0	0	1	2
Other Firearms	0	0	0	0	0	0	0	1	0	0	0	0	1
Explosives	0	0	0	0	0	0	0	0	0	0	0	0	0
Other Weapons	4	3	1	1	3	1	0	2	3	3	2	0	23
<b>Bribery</b>	0	0	0	0	0	0	0	0	0	0	0	0	0
<b>Sex Offenses</b>	9	1	1	3	4	1	2	8	6	5	5	3	48
<b>Extortion</b>	0	0	0	0	0	0	0	1	0	0	0	0	1
<b>Forgery &amp; Counterfeiting</b>	4	6	4	7	9	6	7	4	8	6	7	6	74
<b>Prostitution</b>	0	2	0	0	0	0	0	0	0	7	0	0	9
<b>Patronizing Prostitutes</b>	0	0	0	0	0	0	0	0	0	0	0	0	0
<b>Stolen Property Possession</b>	8	9	14	5	10	12	20	3	10	3	14	12	120
<b>Coercion</b>	0	0	1	0	0	0	0	1	0	0	0	0	2
<b>Criminal Mischief</b>	28	31	32	19	34	48	46	48	55	42	61	58	502
<b>Fraud</b>	26	28	29	18	36	19	24	26	22	30	35	23	316
<b>Gambling</b>	0	0	0	0	0	0	0	0	0	0	0	0	0
<b>Offenses Against Public Order</b>	0	0	0	0	0	0	0	0	0	0	0	0	0
<b>Embezzlement</b>	0	1	0	0	0	0	0	0	0	0	0	0	1
<b>Simple Assault</b>	32	44	44	38	34	53	37	50	43	45	53	38	511
<b>Offenses Against Family</b>	0	1	0	0	0	1	0	0	0	0	1	0	3
<b>Driving Under Influence</b>	14	21	24	21	17	10	9	12	12	17	13	12	182
Alcohol	13	20	22	20	16	10	8	12	12	16	13	11	173
Drugs	1	1	2	1	1	0	1	0	0	1	0	1	9
<b>Unauthorized Use of Vehicle</b>	2	2	2	2	3	0	1	3	6	1	3	1	26
<b>Possession of Burglary Tools</b>	1	2	3	1	1	0	0	1	0	3	0	2	14
<b>Liquor Law Violations</b>	0	0	0	1	0	0	0	0	0	0	0	0	1
<b>Disorderly Conduct</b>	5	1	2	3	2	5	3	2	4	1	2	1	31
<b>Public Intoxication</b>	0	0	0	0	0	0	0	0	0	0	0	0	0
<b>Loitering</b>	0	0	0	0	0	0	0	0	0	0	0	0	0
<b>All Other Offenses</b>	87	106	109	121	116	108	99	105	123	114	119	109	1,316



**Section 3 - Domestic Violence Victim Data Annualized**

	Legal Spouse (Female Victim)	Legal Spouse (Male Victim)	Child by Parent	Parent by Child	Other Family Relationship	Intimate Partner Female Victim	Intimate Partner Male Victim	Total
Aggravated Assault	0	1	1	1	7	10	5	25
Simple Assault	25	6	8	22	64	74	13	212
Sex Offense	1	0	1	0	2	2	1	7
Other Violent Offenses (See Below)	1	0	10	0	3	6	1	21
Violation of Protective Order	3	0	1	3	18	17	0	42
<b>Total</b>	<b>30</b>	<b>7</b>	<b>21</b>	<b>26</b>	<b>94</b>	<b>109</b>	<b>20</b>	<b>307</b>

\*\* Other Violent Offenses: Only includes the UCR Offense Categories of Murder, Coercion, Kidnapping, and Endangering the Welfare of a Child.





**Section 4 - Reported Homicide Detail**

Incident Number	Victim Demographics			Offender Demographics			Relationship	Circumstance	Weapon
	Age	Race	Ethnicity	Age	Race	Ethnicity			
16-609435	34	White	Not Hispanic	46	White	Not Hispanic	Stranger		Handgun
16-640846	07	White	Not Hispanic	31	White	Not Hispanic	Child of Intimate Partner	Other Argument	Strangulation
16-640846	30	White	Not Hispanic	31	White	Not Hispanic	Intimate Partner	Other Argument	Strangulation







**Section 7 - Reported Hate Crime Detail**

Incident Number	Incident Date	Bias Type	UCR Offense	Victim Demographics				Offender Demographics			
				Age	Sex	Race	Ethnicity	Age	Sex	Race	Ethnicity
16-651909	11/24/2016	Anti-Black	Simple Assault	30	F	White	Not Hispanic	59	F	White	Not Hispanic





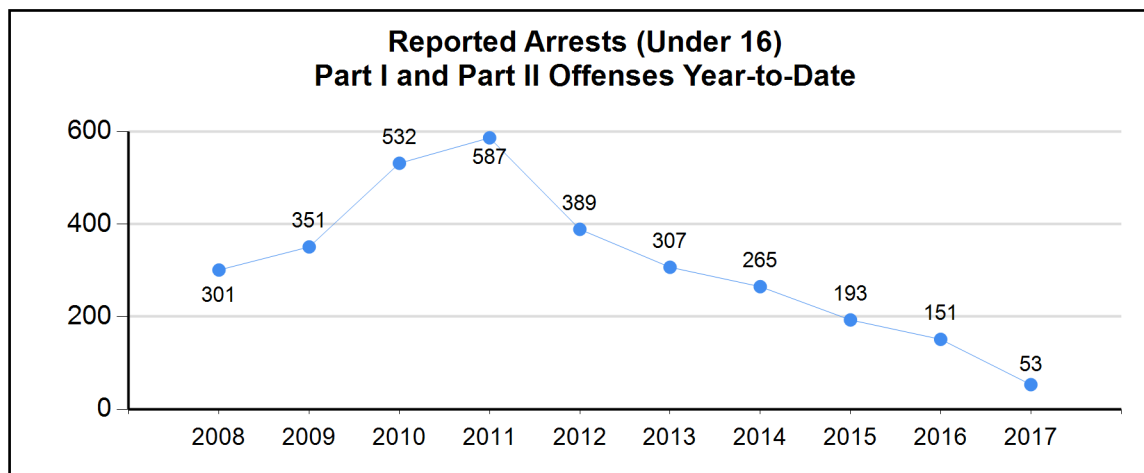
Section 8 - Juvenile Arrests

Reported Arrests of Juveniles (Under 16)

This page presents annual arrest data for juveniles under 16 submitted by your agency to DCJS in the UCR summary format. As defined by the Federal Crime Reporting Program, a juvenile arrest includes any law enforcement contact with a juvenile for a crime that would have resulted in an arrest if the juvenile were an adult. If you have questions about how to report arrests of persons under 16, please review the reporting procedures available on the DCJS website: http://www.criminaljustice.ny.gov/crimnet/ojsa/crimreporting/ucr.htm#ucrforms. Note: while the federal definition of a juvenile is any person under age 18, the New York State definition of a juvenile is any person under age 16.

Arrests by Age

Table with 11 columns (Age, 2008-2017) and 6 rows (<10, 10 to 12, 13, 14, 15, Total). Total arrests: 301 (2008), 351 (2009), 532 (2010), 587 (2011), 389 (2012), 307 (2013), 265 (2014), 193 (2015), 151 (2016), 53 (2017).



**Section 9 - Juvenile Dispositions**  
**Reported Dispositions of Juvenile Arrests (Under 16)**

This page presents annual disposition counts for those juvenile arrests reported by your agency to DCJS through the Federal Crime Reporting Program. A juvenile arrest is defined by the Federal Crime Reporting Program as any law enforcement contact with a juvenile for a crime that would have resulted in an arrest if the juvenile were an adult. Due to the differences in how juvenile and adult arrests are handled, the UCR program collects data on juvenile arrest dispositions to capture the initial referral that occurs after a juvenile is taken into custody for committing an offense.

**Handled Within Department** – Includes instances where police take a juvenile into custody or arrest them for committing a crime but make no referral to juvenile court and do not file formal charges. The juvenile is most likely released to parents or other relatives.

**Referred to Juvenile Court or Probation Department** – Includes instances where a juvenile is arrested and referred to the probation department or other agency working within the jurisdiction of the juvenile court.

**Referred to Community-Based Organization** – Includes instances where a juvenile is referred to a community-based organization, either public or private, rather than to juvenile court or the probation department and no formal charges are filed.

**Referred to other Police Agency** – Includes instances where a juvenile is arrested by a department at the request of another law enforcement agency, as well as instances where a juvenile who committed crimes in one jurisdiction but resides in another, and is turned over for handling in their home jurisdiction.

**Referred to Adult Criminal Court** – Instances where a juvenile is formally charged and sent to criminal or adult court.

**Dispositions of Juveniles Under 16\***

<b>Disposition</b>	<b>2013</b>	<b>2014</b>	<b>2015</b>	<b>2016</b>	<b>2017</b>
Handled in Department	36	48	54	29	18
Referred to Juv Court or Probation	245	216	139	110	35
Referred to Community Based Organization	0	0	0	0	0
Referred of Other Police Dept.	0	0	0	0	0
Referred to Adult Criminal Court	1	1	0	1	0
<b>Total</b>	<b>282</b>	<b>265</b>	<b>193</b>	<b>140</b>	<b>53</b>

\*Note: Current year figures are based on UCR data submitted as of report run date