



Summary Crime Data Report

The attached report details data reported by your agency to DCJS through the New York State Crime Reporting program.Data submitted by Incident Based Reporting (IBR) agencies are converted to the Federal Crime Reporting Program’s summary format.

Table of Contents:

Section 1	Reported Part I Offenses
Section 2	Reported Part II Offenses
Section 3	Domestic Violence Victim Data
Section 4	Reported Homicide Detail
Section 5	Reported Arrests (18+)
Section 6	Reported Arrests (Under 18)
Section 7	Reported Hate Crime Detail
Section 8	Reported Juvenile (Under 16) Arrests by Age
Section 9	Reported Juvenile Dispositions(Under 16)

Data reported to DCJS through the Crime Reporting Program are routinely requested by policymakers, practitioners, members of the media, the general public, as well as reported annually to the FBI. DCJS encourages your agency to review the data submitted year-to-date to ensure their accuracy and report back any discrepancies so that we may work with you to correct them. If you have questions or concerns regarding your agency’s data, please contact the DCJS Crime Reporting Unit at infonysucr@dcjs.ny.gov . This report, which can be generated for prior years, is available on the Integrated Justice Portal (IJPortal).To access: select Resources-->Reporting Services --> Reports for External Customers --> UCR_Summary_Crime_Data.

FOR LAW ENFORCEMENT PURPOSES ONLY, NOT FOR PUBLIC DISSEMINATION



Section 1 - Reported Part I Offenses

Part I Offenses	Jan	Feb	Mar	Apr	May	Jun	Jul	Aug	Sep	Oct	Nov	Dec	Total
Murder	0	0	0	0	0	0	0	1	0	0	0	0	1
Negligent Manslaughter	0	0	0	0	0	0	0	0	0	0	0	0	0
Rape	1	1	2	2	0	1	1	0	2	0	0	0	10
Handgun	0	0	0	0	0	0	0	0	0	0	0	0	0
Other Firearm	0	0	0	0	0	0	0	0	0	0	0	0	0
Other Weapon	0	0	0	0	0	0	0	0	0	0	0	0	0
Fear	1	0	1	1	0	0	0	0	1	0	0	0	4
Robbery	11	9	6	4	3	6	8	3	8	0	0	0	58
Handgun	1	2	1	1	2	2	3	1	2	0	0	0	15
Other Firearm	1	0	0	0	0	0	1	0	0	0	0	0	2
Knife/Cutting Instrument	0	0	0	0	0	1	0	0	1	0	0	0	2
Other Dangerous Weapon	0	1	1	0	1	0	1	1	0	0	0	0	5
Strong Arm	9	6	4	3	0	3	3	1	5	0	0	0	34
Aggravated Assault	15	5	9	7	5	4	6	12	9	0	0	0	72
Handgun	0	1	0	0	2	1	0	1	0	0	0	0	5
Other Firearm	0	0	2	0	0	0	2	1	0	0	0	0	5
Knife/Cutting Instrument	10	2	1	5	2	1	1	9	3	0	0	0	34
Other Dangerous Weapon	1	0	3	0	0	1	1	0	3	0	0	0	9
Strong Arm	4	2	3	2	1	1	2	1	3	0	0	0	19
Burglary	20	22	22	24	19	37	47	28	21	0	0	0	240
Larceny	155	117	110	168	155	173	200	169	172	0	0	0	1,419
Motor Vehicle Theft	12	2	8	7	5	11	10	7	6	0	0	0	68



Section 2 - Reported Part II Offenses

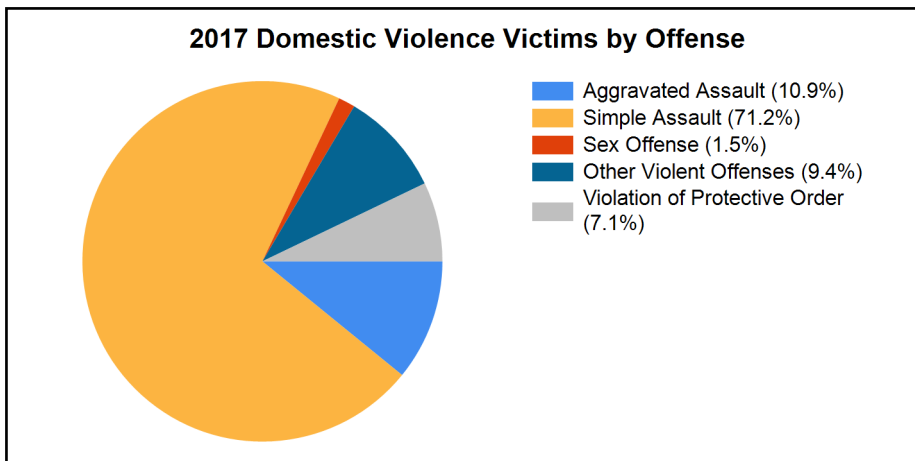
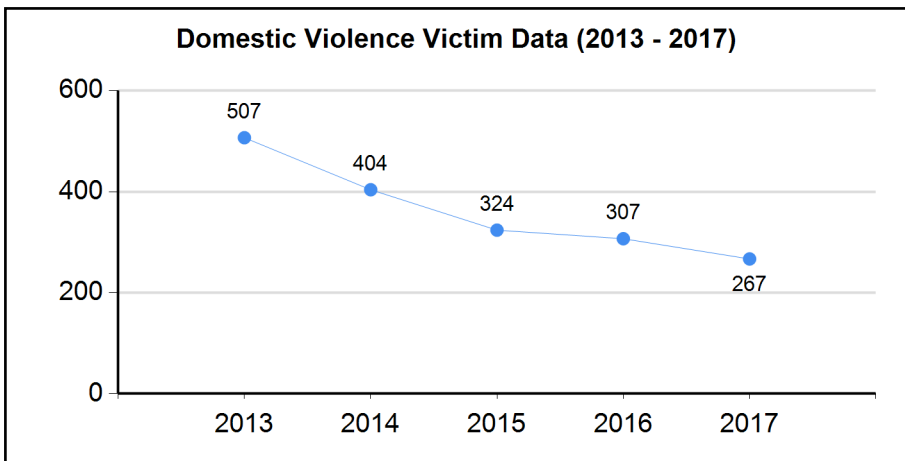
Part II Offenses	Jan	Feb	Mar	Apr	May	Jun	Jul	Aug	Sep	Oct	Nov	Dec	Total
Arson	0	0	0	0	0	0	0	0	0	0	0	0	0
Kidnappings	2	2	2	1	0	0	2	0	0	0	0	0	9
Controlled Substance Sale	0	2	2	1	0	0	0	2	0	0	0	0	7
Controlled Substance Possession	59	59	79	57	58	60	56	46	43	0	0	0	517
Dangerous Weapons	2	2	2	0	2	2	4	4	1	0	0	0	19
Handgun	1	1	1	0	1	0	1	0	1	0	0	0	6
Other Firearms	0	0	0	0	1	0	0	1	0	0	0	0	2
Explosives	0	0	0	0	0	0	0	0	0	0	0	0	0
Other Weapons	1	1	1	0	0	2	3	3	0	0	0	0	11
Bribery	0	0	0	0	0	0	0	0	0	0	0	0	0
Sex Offenses	3	0	6	5	3	3	2	9	4	0	0	0	35
Extortion	0	0	0	0	0	0	0	0	0	0	0	0	0
Forgery & Counterfeiting	8	10	7	5	2	9	7	4	8	0	0	0	60
Prostitution	1	0	1	0	0	0	0	1	0	0	0	0	3
Patronizing Prostitutes	0	0	0	0	0	0	0	0	0	0	0	0	0
Stolen Property Possession	4	21	10	8	8	3	10	10	12	0	0	0	86
Coercion	0	1	0	0	0	1	0	0	0	0	0	0	2
Criminal Mischief	40	35	31	45	50	65	62	61	54	0	0	0	443
Fraud	20	24	36	19	21	34	28	17	23	0	0	0	222
Gambling	0	0	0	0	0	0	0	0	0	0	0	0	0
Offenses Against Public Order	0	0	0	0	0	0	0	0	0	0	0	0	0
Embezzlement	0	0	0	0	0	0	0	0	0	0	0	0	0
Simple Assault	55	50	42	37	41	47	50	49	45	0	0	0	416
Offenses Against Family	0	0	0	0	0	0	0	0	1	0	0	0	1
Driving Under Influence	13	19	20	20	21	15	14	14	12	0	0	0	148
Alcohol	11	19	17	20	20	14	13	12	10	0	0	0	136
Drugs	2	0	3	0	1	1	1	2	2	0	0	0	12
Unauthorized Use of Vehicle	3	0	2	2	2	2	1	0	0	0	0	0	12
Possession of Burglary Tools	1	2	0	2	1	1	0	1	2	0	0	0	10
Liquor Law Violations	0	0	0	0	0	0	0	0	0	0	0	0	0
Disorderly Conduct	1	1	2	1	1	1	3	4	2	0	0	0	16
Public Intoxication	0	0	0	0	0	0	0	0	0	0	0	0	0
Loitering	0	0	0	0	0	0	0	0	0	0	0	0	0
All Other Offenses	116	111	111	97	113	135	138	113	100	0	0	0	1,034



Section 3 - Domestic Violence Victim Data Annualized

	Legal Spouse (Female Victim)	Legal Spouse (Male Victim)	Child by Parent	Parent by Child	Other Family Relationship	Intimate Partner Female Victim	Intimate Partner Male Victim	Total
Aggravated Assault	3	1	0	4	2	10	9	29
Simple Assault	25	6	5	21	15	95	23	190
Sex Offense	0	0	0	0	1	3	0	4
Other Violent Offenses (See Below)	2	1	12	0	1	9	0	25
Violation of Protective Order	2	0	0	2	2	12	1	19
Total	32	8	17	27	21	129	33	267

** Other Violent Offenses: Only includes the UCR Offense Categories of Murder, Coercion, Kidnapping, and Endangering the Welfare of a Child.





Section 4 - Reported Homicide Detail

Incident Number	Victim Demographics			Offender Demographics			Relationship	Circumstance	Weapon
	Age	Race	Ethnicity	Age	Race	Ethnicity			
17-737952	29	Black	Not Hispanic	46	Black	Not Hispanic	Unknown	Unknown	Shotgun



Section 7 - Reported Hate Crime Detail

Incident Number	Incident Date	Bias Type	UCR Offense	Victim Demographics				Offender Demographics			
				Age	Sex	Race	Ethnicity	Age	Sex	Race	Ethnicity



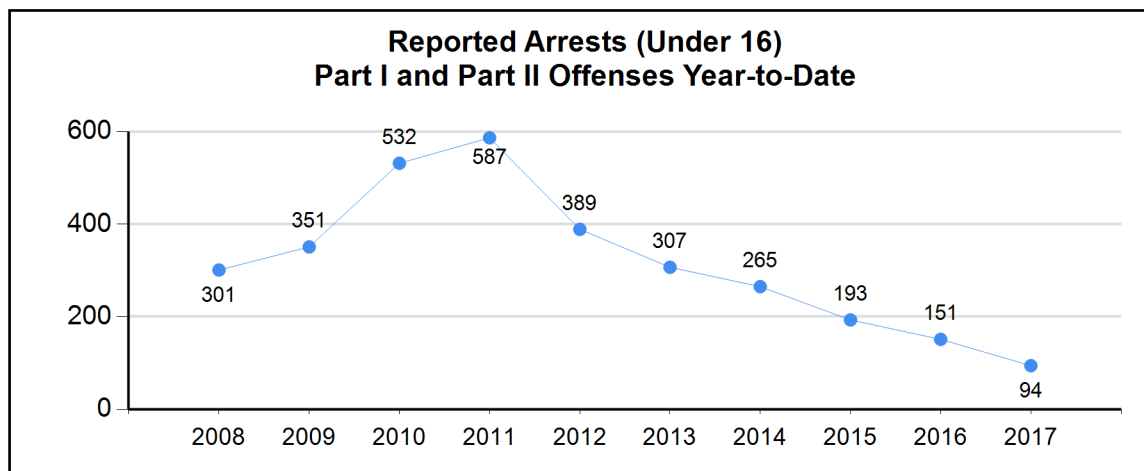
Section 8 - Juvenile Arrests

Reported Arrests of Juveniles (Under 16)

This page presents annual arrest data for juveniles under 16 submitted by your agency to DCJS in the UCR summary format. As defined by the Federal Crime Reporting Program, a juvenile arrest includes any law enforcement contact with a juvenile for a crime that would have resulted in an arrest if the juvenile were an adult. If you have questions about how to report arrests of persons under 16, please review the reporting procedures available on the DCJS website: http://www.criminaljustice.ny.gov/crimnet/ojsa/crimreporting/ucr.htm#ucrforms. Note: while the federal definition of a juvenile is any person under age 18, the New York State definition of a juvenile is any person under age 16.

Arrests by Age

Table with 11 columns (Age, 2008-2017) and 6 rows (<10, 10 to 12, 13, 14, 15, Total). Total arrests: 301 (2008), 351 (2009), 532 (2010), 587 (2011), 389 (2012), 307 (2013), 265 (2014), 193 (2015), 151 (2016), 94 (2017).



Section 9 - Juvenile Dispositions
Reported Dispositions of Juvenile Arrests (Under 16)

This page presents annual disposition counts for those juvenile arrests reported by your agency to DCJS through the Federal Crime Reporting Program. A juvenile arrest is defined by the Federal Crime Reporting Program as any law enforcement contact with a juvenile for a crime that would have resulted in an arrest if the juvenile were an adult. Due to the differences in how juvenile and adult arrests are handled, the UCR program collects data on juvenile arrest dispositions to capture the initial referral that occurs after a juvenile is taken into custody for committing an offense.

Handled Within Department – Includes instances where police take a juvenile into custody or arrest them for committing a crime but make no referral to juvenile court and do not file formal charges. The juvenile is most likely released to parents or other relatives.

Referred to Juvenile Court or Probation Department – Includes instances where a juvenile is arrested and referred to the probation department or other agency working within the jurisdiction of the juvenile court.

Referred to Community-Based Organization – Includes instances where a juvenile is referred to a community-based organization, either public or private, rather than to juvenile court or the probation department and no formal charges are filed.

Referred to other Police Agency – Includes instances where a juvenile is arrested by a department at the request of another law enforcement agency, as well as instances where a juvenile who committed crimes in one jurisdiction but resides in another, and is turned over for handling in their home jurisdiction.

Referred to Adult Criminal Court – Instances where a juvenile is formally charged and sent to criminal or adult court.

Dispositions of Juveniles Under 16*

Disposition	2013	2014	2015	2016	2017
Handled in Department	36	48	54	29	18
Referred to Juv Court or Probation	245	216	139	110	76
Referred to Community Based Organization	0	0	0	0	0
Referred of Other Police Dept.	0	0	0	0	0
Referred to Adult Criminal Court	1	1	0	1	0
Total	282	265	193	140	94

*Note: Current year figures are based on UCR data submitted as of report run date